

GOVERNMENT STATISTICS ON DOMESTIC VIOLENCE

Estimated prevalence of domestic violence England and Wales 1995 – 2011/12

British Crime Survey estimates of numbers of incidents

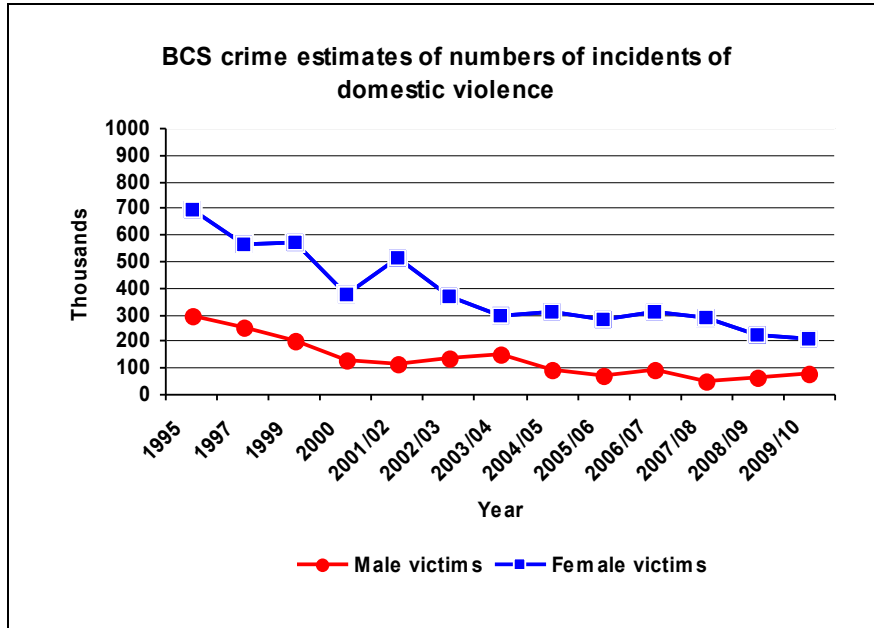
Up until 2001, estimated numbers of incidents of domestic violence in England and Wales were given in a series of *British Crime Surveys* (BCSs) published by the Home Office generally every two years. Since 2001, estimated numbers have been given in the Home Office *Crime in England and Wales* annual publications. The estimates are based on people reporting actions against them perceived as crimes. Since not all people regard domestic abuse against them, even if serious, as a crime, particularly young men, and therefore may not report it (or wish to admit it) to crime surveys, these Home Office crime estimates are likely to significantly under-estimate the actual extent of domestic violence, particularly against young men.

Estimated numbers of **incidents** of domestic violence in England and Wales during the 15-year period 1995 to 2009/10, based on these crime estimates and other Home Office sources, are tabulated below. The trends over this period in estimated numbers of incidents and the proportions of male victims, based on these, are indicated on the accompanying two charts.

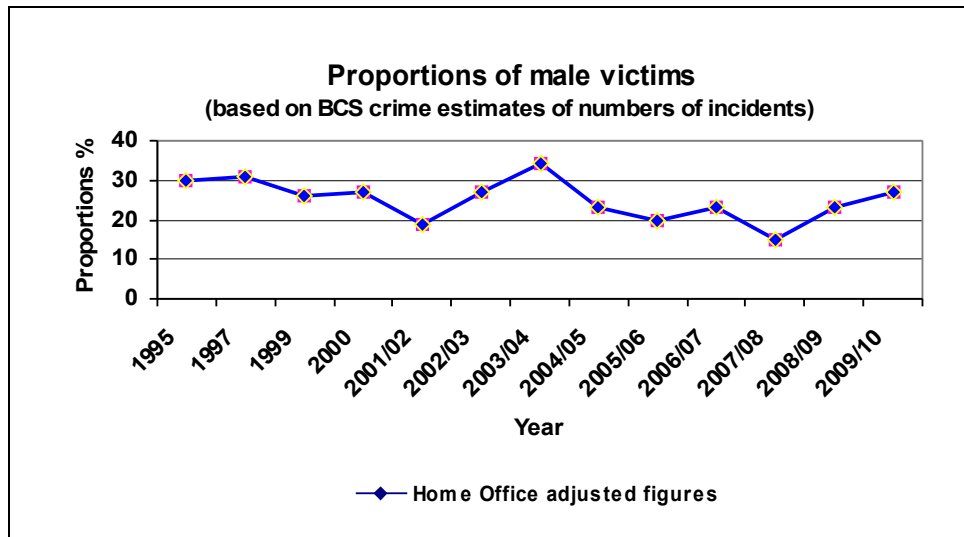
Thousands				
Year	Total ⁽³⁾	Male victims	Female victims	% male victims (based on BCS crime estimates of numbers of incidents)
'95 (1996 BCS) ⁽¹⁾	987	298	694	30
'97 (1998 BCS) ⁽¹⁾	812	253	564	31
'99 (2000 BCS) ⁽¹⁾	771	203	575	26
'00 (2001 BCS) ⁽¹⁾	503	134	374	27
'01/02 (2001/02 BCS interviews) ⁽¹⁾	621	117	511	19
'02/03 (2002/03 BCS interviews) ⁽²⁾	501	135 ⁽⁴⁾	366	27
'03/04 (2003/04 BCS interviews) ⁽⁵⁾	446	150	298	34
'04/05 (2004/05 BCS interviews) ⁽⁶⁾	401	92	308	23
'05/06 (2005/06 BCS interviews) ⁽⁷⁾	357	72	285	20
'06/07 (2006/07 BCS interviews) ⁽⁸⁾	407	93	312	23
'07/08 (2007/08 BCS interviews) ⁽⁹⁾	342	52	288	15
'08/09 (2008/09 BCS interviews) ⁽¹⁰⁾	293	67	226	23
09/10 (2009/10)	290	78	212	27

BCS interviews ⁽¹¹⁾				
--------------------------------	--	--	--	--

The results of this series of crime surveys suggest that during the 15-year period 1995-2009/10, the estimated numbers of incidents against both male and female victims decreased significantly (by about 70% overall). In 2009/10, the proportion of male victims also slightly increased based on the estimated numbers of incidents.



Over the period, the proportions of male victims, based on the estimated numbers of incidents, has varied between 15% and 34%, with a mean of about 24%. Since male victims tend to suffer fewer repeat incidents against them than female victims, the proportions of actual male victims are higher than those based on the numbers of incidents shown on these figures. The more detailed BCS supplementary surveys specifically aimed at intimate violence detect much higher proportions of male victims, in the range of 35% to 50% for a last-year period [see below].



- Sources:
- (1) Home Office private communication, January 2003
 - (2) Crime in England and Wales 2002/03, Table 5a
 - (3) Totals given are slightly less than sum of numbers of male and female victims
 - (4)** Total for male victims derived from 27% of 501 thousand given as total for all victims
 - (5) Crime in England and Wales 2003/04, Table 5.01
 - (6) Crime in England and Wales 2004/05, Table 5.01
 - (7) Crime in England and Wales 2005/06, Table 5.01
 - (8) Crime in England and Wales 2006/07, Table 3.03
 - (9)** Crime in England and Wales 2007/08, Table 3.03
 - (10)** Crime in England and Wales 2008/09, Table 3.01
 - (11) Crime in England and Wales 2009/10, Table 3.01

Detailed supplementary British Crime Surveys of Intimate Abuse

Nine detailed surveys of intimate domestic abuse/violence in England and Wales have been carried out since 1995 as supplements to the regular British Crime Surveys, each using a computer-assisted self-completion questionnaire to assist confidentiality in interviews.

- Year 1995: Home Office Research Study 191, January 1999
 Year 2001: Home Office Research Study 276, March 2004
 Year 2004/05: Home Office On-line Report 12/06, 2006
 Year 2005/06: Home Office Statistical Bulletin 02/07, 25 January 2007
 Year 2006/07: Home Office Statistical Bulletin 03/08, 31 January 2008
 Year 2007/08: Home Office Statistical Bulletin 02/09, 22 January 2009
 Year 2008/09: Home Office Statistical Bulletin 11/09, Vol 1, July 2009
 Year 2009/10: Home Office Statistical Bulletin 01/11, 20 January 2011
 Year 2010/11: Home Office Statistical Bulletin 02/12, 19 January 2012
 Year 2011/12 : ONS Statistical Bulletin: Focus on: Violent Crime and Sexual Offences, 2011/12, 7 February 2013

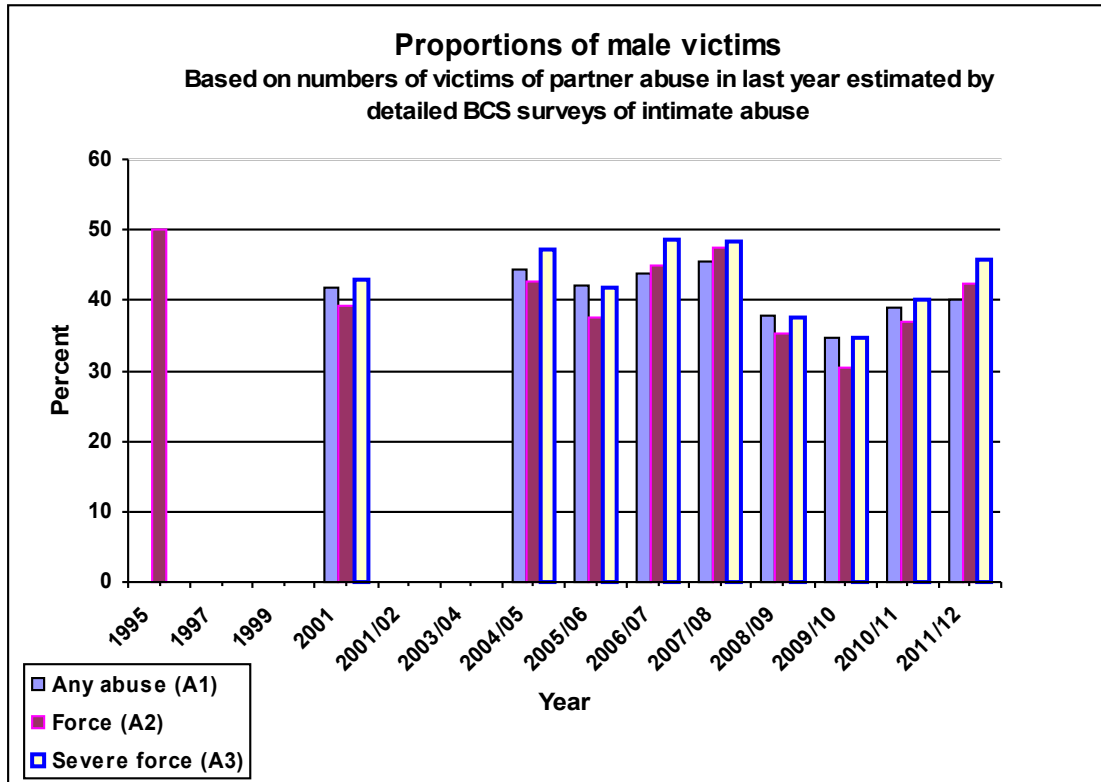
The results of these ten detailed studies show consistently a substantial level of female abuse and violence in intimate (partner) relationships, with a corresponding level of male victimisation, although there are small fluctuations. Over the full 16-year period, for any form of partner abuse or violence (including sexual and stalking), proportions of male victims (of total victims) have ranged between about 35% (year 2009/10) to 46% (year 2007/08) and between about 33% (year 1996) to 49% (year 2006/07) for the category of 'severe force'.

Partner abuse in last year - Proportions of male victims - %

	1996	2001	2004/05	2005/06	2006/07	2007/08	2008/09	2009/10	2010/11	2011/12
Any abuse incl sexual		41.9	44.3	42.2	43.8	45.5	37.7	34.8	38.9	40.0
Any abuse excl sexual		42.9	42.3	41.2	43.4	45.6	38.0	36.1	37.8	41.7
Force	50.0	39.3	42.6	37.5	44.9	47.6	35.3	30.3	37.1	42.4
Severe force	33.3 (with injury)	42.9	47.1	41.9	48.6	48.3	37.5	34.8	40.0	45.8

Main reference	Table A.3.1	Table 2.2	Table A.1	Table 3.1	Table 3.01	Table 3.01	Table 3.11	Table 3.01	Table 3.01	Table 4.01
----------------	-------------	-----------	-----------	-----------	------------	------------	------------	------------	------------	------------

The chart below shows the proportions of male victims (out of total male and female victims) of any partner abuse (including sexual) and of non-sexual force in partner relationships from these ten detailed studies for each last-year period.



Supplement to 1996 BCS

Home Office Research Study 191, January 1999.

(Domestic Violence: Findings from a new British Crime Survey self-completion questionnaire)

This study was carried out in 1995 based on interviews with 10,844 men and women between the ages of 16 and 59. It was the first detailed national study of domestic abuse and violence in the UK.

The study revealed an almost equal culpability between men and women. For the 12-month period preceding the survey, equal proportions (4.2%) of men and women reported being physically assaulted by a partner. In the longer term (over a lifetime), 22.7% of women and 14.9% of men reported physical assault by a partner, a proportion of male victims of about 40%. (Table A.3.1)

The survey estimated that there were about 6.6 million incidents of domestic physical assault in 1995 (3.29 million involving women victims and 3.25 million male victims), with 2.9 million incidents resulting in injury (1.86 million women and 1.0 million men). (Table 3.1). Although women tended to be more harmed or frightened by domestic violence,

one third of those injured were men and one quarter of chronic (repeated) victims were men.

The 6.6 million incidents of domestic physical assault in 1995 estimated by Study 191 compares with the total of 987 thousand estimated by the 1996 BCS for the same period, the difference giving some measure of the extent of under-reporting to the routine crime survey in 1995.

The results of Study 191 are discussed by Dr Malcolm George in his *An Analysis of Male Victimisation* which can also be viewed on the Dewar Research website.

Supplement to 2001 BCS

Home Office Research Study 276, March 2004

(Domestic violence, sexual assault and stalking: Findings from the British Crime Survey)

This study was carried out in 2000/01 based on interviews with 22,463 men and women between the ages of 16 and 59. Although the pattern of results for domestic violence was generally similar to those of the earlier 1995 study, the estimated number of total incidents of physical assault were much higher (10.52 million compared to 6.6 million), but the numbers of victims of both sexes and also the proportions of male victims were slightly lower.

For the 12-month period preceding the survey, 3.4% of women and 2.2% of men reported being physically assaulted by a partner, a proportion of male victims of just over 39% (Table 2.2). This compares with 4.2% of each sex, and thus a proportion of about 50% male victims, found by the 1995 study. The force was designated 'severe' in the case of 1.6% of women and 1.2% of men, a proportion of male victims of 42.9%.

The survey estimated that there were about 867,000 victims of actual domestic physical assault in the period (529,000 women and 338,000 men, a proportion of 39% male victims). For about half (49%) of victims, the assaults were classified as 'severe' (242,000 women and 186,000 men - a proportion of male victims of 43.5%) (Table 2.5).

Generally, about half of male victims and about one quarter of female victims suffered no injury, but three times as many female victims as male suffered mental or emotional problems. Slightly more female victims than male suffered minor injury, and about twice as many female victims as male suffered moderate and severe injury (Table 3.1).

The mean number of incidents for women victims was about double that for men for non-sexual domestic violence. About half of male victims suffered only one incident compared to just under a third of female victims (Table 2.5).

7.8% of women and 5.8% of men reported suffering stalking in the last year, a proportion of male victims of about 42% (Table 2.2).

In the longer term, since the age of 16, 18.6% of women and 9.6% of men reported physical assault by a partner, a proportion of male victims of about 34% (Table 2.2).

This compares with 23% of women and 15% of men found by the 1995 survey for a 'lifetime' experience, and a proportion of male victims of about 40%.

Supplement to 2004/05 BCS

Home Office Online Report 12/06, 2006

(Domestic violence, sexual assault and stalking: findings from the 2004/05 British Crime Survey)

This study was based on interviews with a nationally representative sample of 24,498 men and women between the ages of 16 and 59. The survey also included a category of family abuse for the first time, as well as partner abuse, but did not cover repeat victimisation or estimates of the numbers of incidents.

The results were given in percentage terms rather than total estimated numbers. The survey covered any partner abuse (non-sexual abuse, sexual assault, and stalking), any family abuse similarly, sexual assault, and stalking.

For the year preceding the survey, and excluding stalking, 5.6% of women and 4.1% of men reported having suffered non-sexual partner abuse (any abuse, threat, or force from a partner or ex-partner), a proportion of male victims of about 42%. Of these, 2.7% of women and 2.0% of men reported suffering actual force [assault or violence], a proportion of male victims of about 43%, which was designated as 'severe' in the case of 1.8% of women and 1.6% of men, a proportion of male victims of about 47% (Table A.1). These proportions are slightly higher than those found by Study 276 some four years earlier.

Such proportions of male victims are almost double those found by the BCS of 2004/05 (23% based on numbers of incidents) and that of 2005/06 (20%). **This suggests either a significant level of under-reporting especially by male victims of domestic abuse to these routine annual surveys or that basing the proportion on the numbers of incidents distorts the actual prevalence of male victims.**

Curiously, the survey found that equal proportions (8.9%) of women and of men reported having experienced stalking in this one-year period (Table A.1). Stalking was thus more likely to have been experienced by both women and men than any other form of interpersonal abuse.

In the longer term since the age of 16, and again excluding stalking, the survey found that 27.9% of women and 17.8% of men reported having suffered non-sexual partner abuse, a proportion of male victims of about 39%. Of these, 18.9% of women and 10.6% of men reported having suffered actual force [assault or violence], a proportion of male victims of about 36%, which was designated 'severe' in the case of 13.9% women and 8.8% men, a proportion of male victims of about 39% (Table A.1).

Some 50% of women and 35% of men who had experienced intimate violence since the age of 16 also reported that they had experienced more than one type of intimate violence in that time (Fig 2.1).

Marital status, especially being unmarried, being young, and having a limiting disability or illness, were found to be independently associated with intimate violence for both men and women.

Supplement to 2005/06 BCS

Home Office Statistical Bulletin 02/07, 25 January 2007
(Homicides, Firearm Offences and Intimate Violence 2005/06. (Supplementary Volume 1 to Crime in England and Wales 2005.2006))

This study was based on interviews with a nationally representative sample of 26,214 men and women between the ages of 16 and 59, some 83% of those eligible responding to the module. The format was also similar to the 2004/05 survey.

In general, prevalence rates of intimate violence were similar to those found by the 2004/05 interviews.

For the 12-month period preceding the survey, and excluding stalking, 5.7% of women and 4.0% of men reported having suffered non-sexual partner abuse (any abuse, threat or force from a partner or ex-partner), a proportion of male victims of about 41%. Of these, 3.0% of women and 1.8% of men reported suffering actual force, a proportion of male victims of 37.5%, which was designated as 'severe' in the case of 1.8% of women and 1.3% of men, a proportion of male victims of about 42% (Table 3.1). This male proportion was slightly lower than the 2004/05 figure of 47%.

These proportions for male victims are almost double the 20% found by the routine 2005/06 BCS.

The survey found the same proportion of female victims of stalking as last year - 8.9%, but a slightly lower proportion for men of 7.2% compared to 8.9% in 2004/05 (Table 3.1).

In the longer term, since the age of 16, and again excluding stalking, the survey found that 28.1% of women and 17.5% of men reported having suffered non-sexual partner abuse, a proportion of male victims of about 38%. Of these, 19.1% of women and 10.4% of men reported having suffered actual force, a proportion of male victims of about 35%, which was designated 'severe' in the case of 13.7% of women and 8.7% of men, a proportion of male victims of about 39% - the same as in 2004/05 (Table 3.1).

Some 48% of women and 33% of men reported that they had experienced more than one form of intimate violence since the age of 16.

The risk of intimate violence varied by demographic, socio-economic and lifestyle characteristics. Characteristics that were independently associated with an increased risk of intimate violence across all the forms included marital status (in particular being unmarried), housing tenure, age (under the age of 45), and having a limiting disability or illness.

Supplement to 2006/07 BCS

Home Office Statistical Bulletin 03/08, 31 January 2008
(Homicides, Firearm Offences and Intimate Violence: Supplementary Volume 2 to Crime in England and Wales 2006/07)

The supplementary computer-assisted self-completion module on intimate violence was based on interviews with a nationally representative sample of some 24,000 persons, 11,000 men and 13,000 women.

For the 12-month period preceding the survey, and excluding stalking, 5.9% of women and 4.6% of men reported having suffered non-sexual partner abuse (any abuse, threat or force from a partner or ex-partner), a proportion of male victims of 43.4%. Of these, 2.7% of women and 2.2% of men reported suffering actual force, a proportion of male victims of 44.9%, which was designated 'severe' in the case of 1.8% women and 1.7% men, a proportion of male victims of 48.6% (Table 3.01).

During this period, 8.0% of women and 6.6% of men reported having experienced stalking, a proportion of male victims of 45.2% (Table 3..01).

The survey also reported (Table 3.07) that during the year 2004/05, of those victims responding, 17% of women and 14% of men suffered two incidents of partner abuse (non-physical abuse, threats, force and sexual assault), 22% of women and 20% of men suffered 3 to 5 incidents, 15% of women and 9% of men suffered 6 to 20 incidents, 8% of women and 11% of men suffered 21 or more incidents, and 5% of women and 9% of men suffered 50 or more incidents.

During the year 2004/05 also, 58% of women and 42% of men reported having suffered some injury or emotional effects. Of these, 33% of women and 14% of men reported mental or emotional problems, 32% of women and 34% of men reported minor bruising or scratches, and 6% of women and 5% of men reported severe bruising or bleeding from cuts. 42% of women and 52% of men reported suffering no injuries or emotional effects (Table 3.15).

Since the age of 16, and again excluding stalking, the survey found that 28.0% of women and 18.0% of men reported having suffered non-sexual partner abuse, a proportion of male victims of 39.1%. Of these, 19.2% of women and 10.9% of men reported having suffered actual force, a proportion of male victims of 36.2%, which was designated 'severe' in the case of 14.0% of women and 9.3% of men, a proportion of male victims of 39.9%. (Table 3.01).

Also, since the age of 16, 22.3% of women and 12.7% of men reported having suffered stalking, a proportion of male victims of 36.3%. (Table 3.01).

Supplement to 2007/08 BCS

Home Office Statistical Bulletin 02/09, 22 January 2009

(Homicides, Firearm Offences and Intimate Violence 2007/08: Supplementary Volume 2 to Crime in England and Wales 2007/08)

The supplementary computer assisted self-completion module on intimate violence was based on interviews with a nationally representative sample of some 23,400 persons, 10,900 men and 12,500 women.

For the 12-month period preceding the survey, and excluding stalking, 4.9% of women and 4.1% of men reported having suffered non-sexual partner abuse, a proportion of male victims of 45.6%. Of these, 2.2% of women and 2.0% of men reported suffering actual force, a proportion of male victims of 47.6%, which was designated as 'severe' in

the case of 1.5% women and 1.4% men, a proportion of male victims of 48.3%. (Table 3.01)

These proportions for the number of male victims are more than double the 15% for the number of incidents in the year estimated by the routine 2007/08 BCS.

The survey estimated that 683,000 men and 780,000 women had suffered non-sexual partner abuse, including force, in the 12-month period, an overall proportion of male victims of 47.2%. (Table 3.04).

The 2007/08 survey did not include statistics for stalking.

The survey also estimated that during the 12-month period, of those victims responding, 10% of women and 11% of men suffered two incidents of partner abuse (non-physical abuse, threats, force and sexual assault), 16% of women and 10.0% of men suffered 3 to 5 incidents, 11% of women and 8% of men suffered 6 to 20 incidents, 8% of women and 3% of men suffered 21 or more incidents, and 5% of women and 2% of men suffered 50 or more incidents (Table 3.09).

In the longer term, since the age of 16, and again excluding stalking, the survey found that 26.7% of women and 17.1% of men reported having suffered non-sexual partner abuse, a proportion of male victims of 39%. Of these, 17.9% of women and 10.0% of men reported having suffered actual force, a proportion of male victims of 35.8%, which was designated as 'severe' in the case of 12.9% of women and 8.1% of men, a proportion of male victims of 38.6%. (Table 3.01).

For this longer period, the survey estimated that 2,736,000 men and 4,286,000 women had suffered non-sexual partner abuse, including force, an overall proportion of male victims of 38.8%. (Table 3.03)

Supplement to 2008/09 BCS
Crime in England and Wales 2008/09
Summary of main findings

Home Office Statistical Bulletin 11/09 Volume 1, July 2009

This supplementary computer assisted self-completion module on intimate violence was based on interviews with a nationally representative sample of some 23,500 persons, about 10,900 men and 12,600 women.

The proportions of male victims estimated by this survey were slightly down on those found in the previous surveys. Even so, they still represent a substantial level of female aggression in intimate relationships.

In the year preceding the survey, and excluding stalking, 4.4% of women and 2.7% of men reported having suffered non-sexual partner abuse (as defined above), a proportion of male victims of 38.0% (compared to 45.6% in the 2007/08 survey). Of these, 2.2% of women and 1.2% of men reported suffering actual force, a proportion of male victims of 35.3%, which was designated as 'severe' in the case of 1.5% of women and 0.9% of

men, a proportion of male victims of about 37.5% (compared to 48.3% in 2007/08) (Table 3.11).

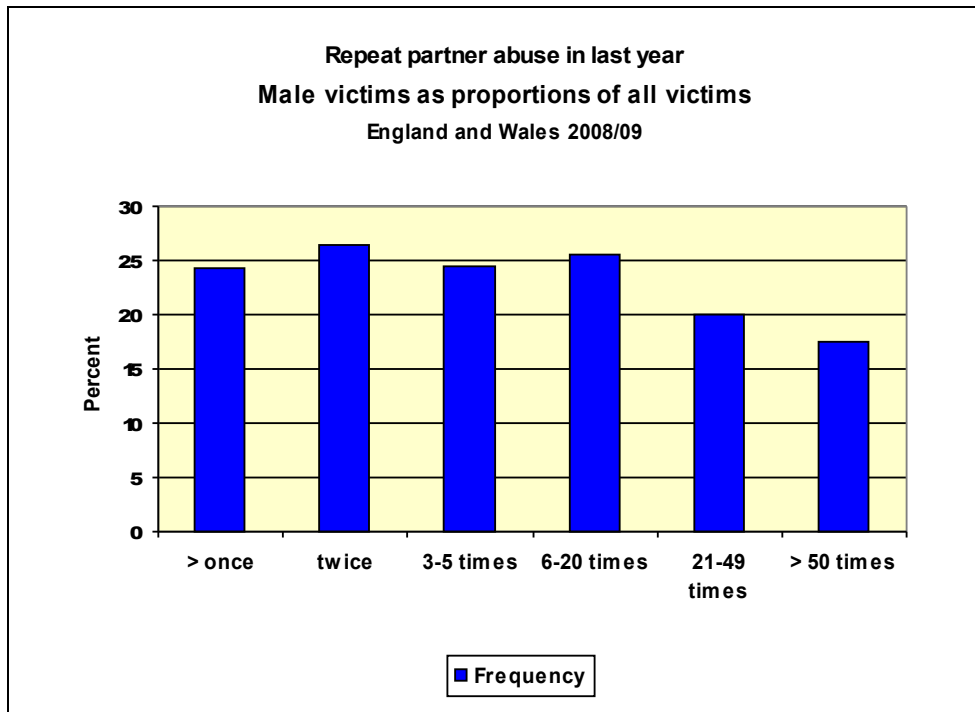
In the same period, 4.4% of women and 2.8% of men reported suffering stalking, a proportion of male victims of 38.9% (Table 3.11). The prevalence of stalking reported by both men and women was significantly lower than estimated in the previous surveys.

In the longer term, since the age of 16, and again excluding stalking, the survey estimated that 21.4% of women and 10.1% of men reported having suffered non-sexual partner abuse, a proportion of male victims of about 32.1% (compared to 39.0% in the 2007/08 survey). Of these, 16.6% women and 6.9% men reported having suffered actual force, a proportion of male victims of 29.4%, which was designated as 'severe' in the case of 12.8% of women and 5.7% of men, a proportion of male victims of 30.8% (compared to 38.6% in the 2007/08 survey) (Table 3.11).

Some 19.9% of women and 10.2% of men reported having experienced stalking since the age of 16, a proportion of male victims of 33.9% (Table 3.11).

Homicides, Firearm Offences and Intimate Violence 2008/09
Supplementary Volume 2 to Crime in England and Wales 2008/09
Home Office Statistical Bulletin 01/10, 21 January 2010

Indication of the extent of repeat partner abuse in this year of victims aged 16 to 59 was given in Table 3.11 of this subsequent publication for year 2008/09. Proportions of male victims (of total victims in each category) ranged from 17.5% for more than 50 incidents in the year to 26.4% for two incidents. Male victims accounted for about 25% of all victims suffering between 3 and 20 incidents, and 20% of those suffering between 21 and 49 incidents. The pattern of repeat abuse suffered by male victims is shown on the chart below.



Injuries and emotional effects experienced by victims aged 16 to 59 of partner abuse in the last year were given as percentages in Table 3.13 of this publication. 46% of men and 34% of women reported no injuries or emotional effects. 45% of men and 59% of women reported some injuries or emotional effects: of these 15% of men and 33% of women reported mental or emotional problems, 33% of men and 54% of women reported minor injuries (bruises, scratches), and 8% of men and 10% of women reported serious injuries (broken bones, external /internal bruising and bleeding from cuts). 11% of men and 15% of women victims stopped trusting people as a result of the abuse and 3% of men and 2% of women tried to commit suicide.

Supplement to 2009/10 BCS

Home Office Statistical Bulletin 01/11, 20 January 2011

Homicides, Firearm Offences and Intimate Violence 2009/10: Supplementary Volume 2 to Crime in England and Wales 2009/10

This supplementary computer assisted self-completion module on intimate violence was based on interviews with a nationally representative sample of some 22,000 persons, about 10,000 men and 12,000 women aged between 16 and 59.

For the 12-month period preceding the survey, and excluding stalking, 4.6% of women and 2.6% of men reported having suffered non-sexual partner abuse, a proportion of male victims of 36.1%. This proportion is slightly lower than in previous years. Of these victims, 2.3% of women and 1.0% of men reported suffering actual force, a proportion of male victims of 30.3% (much lower than in previous years), which was designated as 'severe' in the case of 1.5% of women and 0.8% of men, a proportion of male victims of 34.8% (again slightly lower than in previous years). See Table 3.01.

These proportions for male victims out of total victims compare with the lower proportion of 27% estimated by the routine 2009/10 British Crime Survey for the number of **incidents** in that year.

The survey estimated that 424,000 men and 751,000 women had suffered non-sexual partner abuse, including force, in the preceding 12-month period, an overall proportion of male victims of 36.1%, a lower proportion than in previous years. The comparable proportion for male victims for the longer period since age 16 was 33.1%.

In the case of stalking, 4.4% of women and 2.9% of men reported having been stalked in the previous 12 months, a proportion of male victims of 39.7% (Table 3.01). These percentages equate to an estimated 704,000 women victims and 464,000 male victims (Table 3.03).

Percentages of stalking victims aged 16 to 59 experiencing different forms of stalking in the last year were given in Table 3.15. Men victims accounted for about 34% of those who received unwanted or obscene or threatening messages by post, e-mail, etc, 32% of those who received obscene, threatening or nuisance phone calls, 49% of those who reported interference or damage to personal property, 25% who reported being followed and watched, and 30% of those who reported a person waiting or loitering outside their home or workplace.

Percentages for male and female victims in different age groups [and also in other categories], for different types of abuse in the last year, were given in Table 3.06. For non-sexual partner abuse, the higher percentages were (as expected) in the lower age groups, the highest for women being in the age 16 to 19 group at 7.3% and the highest for men in the 25 to 34 group at 3.7%. The proportions of male victims (out of total victims) in each age group was in the range of 33% to 36%, except for a high of 43.5% in the 25 to 34 age group.

Supplement to 2010/11 BCS

Home Office Statistical Bulletin 02/12, 19 January 2011

Homicides, Firearm Offences and Intimate Violence 2010/11: Supplementary Volume 2 to Crime in England and Wales 2010/11

For the 2010/11 BCS, a 'split-sample' experiment was conducted such that half of the normal size sample answered the existing previous intimate violence questions and the other half an alternative set of questions. The base size for prevalence rates in this Survey was thus about 11,000 persons, ie. about half the size of 22,000 used in previous Surveys. The 2010/11 BCS also included a special module on the nature of partner abuse.

The 2010/11 BCS estimated that about 6 per cent of women and 4 per cent of men had experienced some form of partner abuse in the last year, equivalent to about 900,000 female and 600,000 male victims, a proportion of male victims of 40.0%. (Table 3.03).

It also estimated that, in the 12-month period preceding the Survey, and excluding stalking, 4.6% of women and 2.8% of men reported having suffered non-sexual partner abuse, a proportion of male victims of 37.8%, slightly higher than the proportion of 36.1% for the previous year. Of these victims, 2.2% of women and 1.3% of men reported suffering actual force, a proportion of male victims of 37.1%, higher than the

low of 30.3% in the previous year, which was designated 'severe' in the case of 1.5% of women and 1.0% of men, a proportion of male victims of 40.0%, significantly higher than the proportion of 34.8% in the previous year. (Table 3.01).

The BCS estimated that 460,000 men and 738,000 women had suffered non-sexual partner abuse, including force, in the preceding 12-month period, an overall proportion of male victims of 38.3%, slightly higher than in the previous year. (Table 3.03).

In the case of stalking, 4.1% of women and 3.2% of men reported having been stalked in the previous 12 months, a proportion of male victims of 43.8%, again higher than the proportion of 39.7% estimated in the previous year.

Non-physical abuse (ie. emotional and financial abuse) was the most common type of abuse experienced by both female (57%) and male (46%) partner victims. (Table 3.07). The difference between male and female partner abuse victims' experience of force (both minor and severe) was not statistically significant. For example, 27% of female abuse victims and 29% of male abuse victims experienced severe force. (Table 3.07).

About a quarter (27%) of partner abuse victims suffered a physical injury as a result of the abuse, and of those who had suffered physical injury or other effects (such as emotional problems), about a quarter (28%) received some sort of medical attention (Tables 3.08 and 3.09).

21% of those who had experienced partner abuse in the last year thought that the offender was under the influence of alcohol, while 8% thought that they were under the influence of illicit drugs. Female victims were more likely than male victims to perceive that the offender was under the influence of alcohol (24% compared with 18%). Female victims were also more likely to perceive that the offender was under the influence of drugs than male victims (9% compared with 5%). (Table 3.10).

About a quarter (23%) of partner abuse victims reported sharing accommodation with their abusive partner, with 42% of these victims leaving the accommodation because of the abuse, even if it was for only one night. (Table 3.13).

Reasons mentioned for not leaving the shared accommodation were the presence of children (38%), love or feelings for partner (34%), and having nowhere to go (21%). (Table 3.15).

The great majority (82%) of partner abuse victims told someone about the abuse that they suffered, with female victims (87%) being more likely to tell someone than male victims (72%). Female victims (44%) were over twice as likely to tell someone in a professional organisation than male victims (19%) and around three times more likely to tell the police (29% compared with 10%). Female victims were also a lot more likely to tell a health professional than male victims (19% compared to 4%). (Table 3.16).

Crime Survey for England and Wales

Statistical Bulletin: Focus on: Violent Crime and Sexual Offences, 2011/12
Office for National Statistics, 7 February 2013

The Survey found that:

- 5.0% of men and 7.3% of women aged 16 to 59 reported having experienced some form of domestic abuse in the past year, a proportion of male victims of 40.7%.
- 3.6% of men and 5.4% of women reported having experienced some form of partner abuse, including sexual, a proportion of male victims of 40.0%.
- 3.0% of men and 4.2% of women reported having experienced non-sexual partner abuse, a proportion of male victims of 41.7%, and of these 1.1% of men and 1.3% of women reported suffering 'severe force'.

The results were based on interviews with some 10,900 persons, comprising 5,070 men and 5,830 women.

The Survey estimated that about 491 thousand men and 675 thousand women had experienced non-sexual partner abuse in the past year, a proportion of male victims of about 42%.

It also estimated that 439 thousand men and 686 thousand women had experienced stalking during the year, a proportion of male victims of about 39%.

Many more women than men experienced some form of sexual assault (including attempts) in the last year, 3% of women compared to 0.3% of men, although the majority of these were less serious sexual assaults. Less than 1% of both women and men reported having experienced a serious sexual assault.

The Survey estimated that about 57 thousand men and 483 thousand women had experienced some form of sexual assault, including attempts, a proportion of male victims of about 11%. During the same period, the police recorded a total of 53,665 sexual offences. The most serious sexual offences of rape (16,041) and sexual assault (22,053) accounted for about 71% of total offences recorded.

Dewar Research

February 2013

www.dewar4research.org